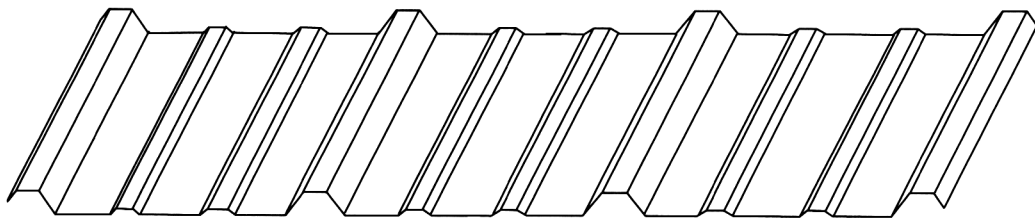




METALS^{LLC}

R PANEL

CUSTOM LENGTH STEEL ROOFING AND SIDING SHEETS



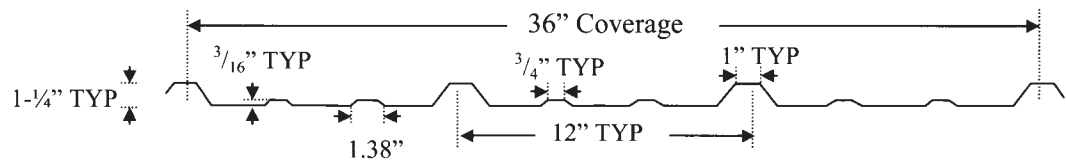
- 45 Year Limited Warranty
- Available in Lengths 1' - 50'
- Gauge: 26GA 80,000 psi steel
- Available in Siliconized Modified Polyester Paint Colors or in Acrylic Coated Galvalume
- Full Line of Standard and Custom made Trim and Accessories
- 36" Panel Coverage, 1-1/4" Rib Height
- Minimum Roof Slope: 3:12 or 1:12*
- Applies over Solid Substrate or Open Purlins
- Can be job packed to customer specifications

*For a roof with a slope that is less than 3:12, side lap sealant tape and stitch screws must be used.

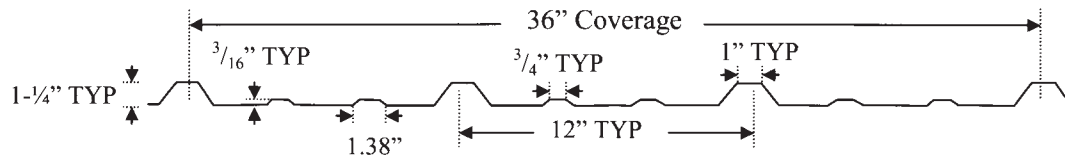
R PANEL

TECHNICAL INFORMATION

Without Leg



With Leg



PAINT FINISH:

R Panel features Valspar's 45 Year 10S Siliconized Polyester Paint System starting with a Parker pre-treatment followed by:

Top Coat: .2 Mils Yellow Ultra Flex Primer, .8 Mils 10S Siliconized Polyester

Bottom Coat: .2 Mils Yellow Ultra Flex Primer, .3 Mils Gray Polyester Backer

JENSEN R PANEL—26 GAUGE—1996 AISI SPECIFICATION														
ALLOWABLE UNIFORM LOADS IN POUNDS PER SQUARE FOOT— 3 OR MORE SPANS														
Gauge	WIND LOAD (UPLIFT)							LIVE LOAD (GRAVITY)						
	2'	3'	4'	5'	6'	7'	8'	2'	3'	4'	5'	6'	7'	8'
26	406	191	110	71.1	47.3	29.9	20.1	142	94.5	70.9	56.7	45.9	29.9	20.1

Panel Type	Min. Thick. in	Design Thick. in	Weight (psf)	I_{gross} in ⁴ /ft	Flexure								Shear V_a kips/ft	Web Crippling	
					Top in Compression				Bottom in Compression					End R_a kips/ft	Interior R_a kips/ft
					I_{xe} in ⁴ /ft	F_b ksi	S_{xe} in ³ /ft	M_a kip-in/ft	I_{xe} in ⁴ /ft	F_b ksi	S_{xe} in ³ /ft	M_a kip-in/ft			
R Panel	0.0190	0.0200	0.883	0.0533	0.0528	36.0	0.0453	1.631	0.0500	36.0	0.0562	2.023	0.828	0.133	0.312

- Values for 3 or more equal spans.
- Above loads are limited by stress and maximum deflection ratio of L/150 of span.
- Section properties of panels and allowable loads are calculated in accordance with the 1996 edition of "Specification for the Design of Cold-Formed Steel Structural Members".
- Minimum bearing length of 1.5 in. required.
- Allowable wind (uplift) loads have been increased by 4/3.
- Weight of panels has not been deducted from allowable loads.
- Connection strength is not considered in Uniform Load table. Adequate connections must be provided.